







Medium term planning Autumn 1 Nightingales 2024

Core subjects – Key Focus	Week 1 09.09.24	Week 2 16.09.24	Week 3 23.09.24	Week 4 30.09.24	Week 5 07.10.24	Week 6 14.10.24
<p>Communication and Language</p> <p>Literacy</p> <p><i>Comprehension</i></p> <p>Listening, Attention and Understanding</p> <p>Speaking</p>	<p>Key text:</p> <p>Have you filled a bucket today?</p> 	<p>Key text:</p> <p>Owl Babies Martin Wadell</p> 	<p>Key text:</p> <p>Elmer David McKee</p> 	<p>Key text:</p> <p>The Colour Monster Anna Llenas</p> 	<p>Key text:</p> <p>Pumpkin Soup Helen Cooper</p> 	<p>Key text:</p> <p>Pumpkin Soup Helen Cooper</p> 
<p>Phonics</p> <p>Word reading</p> <p>Writing</p>	<p>Introduction to sound talk</p> <p>(moved to week 2)</p>	<p>s/a/t/p</p> <p>Felicity the phoneme fairy</p> <p>LI: to learn to say, read and write s</p>	<p>i/n/m/d</p> <p>Blending and building</p> <p>LI: to practice blending and segmenting all phonemes learned so far.</p>	<p>Edit-Assessment week</p>	<p>g/o/c/k</p> <p>Sound talk 2</p> <p>LI: to practice blending and segmenting all phonemes learned so far.</p>	<p>Ck/e/u/r</p> <p>Reintroducing sound talk</p> <p>LI: to practice blending and segmenting all phonemes learned so far.</p>

<p>Maths</p> <p>Number</p> <p>Numerical patterns</p>	<p>Getting to know you</p> <p>Baseline assessments</p> <p>Begin Match, sort and Compare</p>	<p>Match, sort and compare</p> <p>Match objects, Match pictures and objects, Identify a set, Sort objects to a type, Explore sorting techniques, Create sorting rules, Compare amounts.</p> <p>Baseline assessments</p>	<p>Talk about measure and patterns</p> <p>Compare size, compare mass Compare capacity, Explore simple patterns, Copy and continue simple patterns, Create simple patterns.</p>			
<p>Personal, Social and Emotional</p> <p>Self-regulation</p> <p>Managing Self</p> <p>Building Relationships</p>	<p>Settling into my new class and forming new relationships.</p> <p>Caring for our friends. Talking about how we can be a good friend with stories- Pumpkin Soup</p> <p>Understand the feelings of others.</p> <p>Introducing the Zones of Regulation, How do I feel?</p> <p>Learning to wash our hands properly.</p> <p>Caring for the classroom environment.</p> <p>Manage personal hygiene. Healthy eating through snack time, using the toilets.</p>					

<p>RSHE</p> <p>Focused Decision lessons 1</p>	<p>Pink's Topics</p> <ul style="list-style-type: none"> > Pink Goes to School <hr/> > Pink Has a New Brother <hr/> > Pink is Feeling Sad <hr/> > Pink Misses Mummy <hr/> > Pink's Screen Time
<p>Physical development</p> <p>Gross Motor</p> <p>Fine Motor Skills</p>	<p>Gross Motor; Negotiate spaces and obstacles safely, with consideration for themselves and others.</p> <p>Practice my balance and strength.</p> <p>Fine motor; threading, playdough kneading and mixing, exploring new equipment such as scissors and pencils. Starting to develop a pencil grip. Using cutlery at lunchtime and snacks.</p>
<p>Understanding the World</p> <p>Past and present</p> <p>People Culture and communities</p> <p>The Natural World</p>	<p>Talk about my family and community around me.</p> <p>Naming body parts</p> <p>Understand changes in the natural world linked to the seasons.</p> <p>RE units- Me/ All about me</p>
<p>Expressive Arts and Design</p>	<p>Painting/ drawing self portraits.</p> <p>Make observational drawings and use other mediums linked to the Seasons Summer changing to Autumn.</p>

<p>Creating with materials</p> <p>Being Imaginative and Expressive</p> <p>Art</p> <p>DT</p> <p>Music</p>	<p>Explore new equipment and how to safely use a variety of materials.</p> <p>Learn Nightingale class songs to help us with daily routines and sing nursery rhymes.</p> <p>Music- Exploring sound</p> <p>Exploring how to use our voice and bodies to make sounds, experimenting with tempo and dynamic when playing instruments and identifying sounds in the environment.</p> <p>Lesson 1: To explore using voices to make a variety of sounds.</p> <p>Lesson 2: To explore how to use our bodies to make sounds.</p> <p>Lesson 3: To explore the sounds of different instruments.</p> <p>Lesson 4: To identify sounds in the environment and differentiate between them.</p> <p>Lesson 5: To use voices to imitate nature sounds.</p>
<p>Opportunities to extend Cultural</p> <p>Capital: experiences, trips, visits</p>	<p>Sharing family photos, traditions and practices, opportunity for parents to come in to share and talk to the children.</p>